



Guide Specification

PART 1 GENERAL

1.1 SUMMARY

- A. Provide labor, materials, equipment and supervision necessary to install a spray or roller applied high-performance elastomeric coating system as outlined in this specification to create a seamless weatherproof coating system over masonry surfaces.
- B. The manufacturers application instructions for each product used are considered part of this specification and should be followed at all times.
- C. Related Work Specified Elsewhere:
 1. Section 03 30 00 - Cast-in-Place Concrete.
 2. Section 03 40 00 - Precast Concrete.
 3. Section 04 20 00 - Unit Masonry.
 4. Section 07 24 00 - Exterior Insulation and Finish Systems.
 5. Section 07 90 00 - Joint Protection.

1.2 SYSTEM DESCRIPTION

- A. NEOFLEX® shall be a complete system of compatible materials supplied by NEOGARD® to create a seamless weatherproof coating system.
- B. NEOFLEX® shall be designated for application on the specific type of surface indicated on the drawings.

1.3 SUBMITTALS

- A. Product Data: Submit NEOGARD® product literature, MSDS and installation instructions.
- B. Project Reference List: Submit list of projects as required by this specification.
- C. Samples: Submit samples of specified high-performance elastomeric coating system. Samples shall be construed as examples of finished color and texture of the system only.
- D. Applicator Approval: Submit letter from manufacturer stating applicator is approved to install the high-performance elastomeric coating system.

- E. Warranty: Submit copy of manufacturers standard warranty.

1.4 QUALITY ASSURANCE

- A. Supplier Qualifications: NEOFLEX®, as supplied by NEOGARD®, is approved for use on this project.
- B. Applicator Qualifications: Applicators shall be approved to install specified system.
- C. Requirements of Regulatory Agencies: Materials used in the decorative concrete and masonry coating system shall meet Federal, State and local VOC regulations.

1.5 DELIVERY, STORAGE, AND HANDLING

- A. Delivery: Materials shall be delivered in original sealed containers, clearly marked with supplier's name, brand name and type of material.
- B. Storage and Handling: Recommended material storage temperature is 75°F (23.8°C). Handle products to avoid damage to container. Do not store for long periods in direct sunlight. Protect all materials from freezing.

1.6 PROJECT CONDITIONS

- A. Environmental Conditions:
 1. Do not proceed with application of coating materials when surface or ambient temperature is less than 40°F (4.4°C). No coating material shall be applied if weather will not permit it to dry prior to exposure to precipitation or freezing temperatures.
 2. Do not apply material unless surface to receive coating is clean and dry.

1.7 WARRANTY

- A. Upon request, NEOGARD® shall offer the manufacturer's standard warranty upon receipt of a properly executed warranty request form.

PART 2 - PRODUCTS

2.1 MANUFACTURER

- A. NEOGARD®, A Division of JONES-BLAIR® Company, P.O. Box 35286, Dallas, TX 75235, Toll Free (800) 321-6588, Fax (214) 357-7532, www.neogard.com.

2.2 MATERIALS

- A. Primers:
1. Previously Painted, EIFS, Chalky or Porous Concrete/Masonry Primer: 7031-100 water-based acrylic primer.
 2. New Concrete, Masonry, and Wood Primer: 3090 MULTI-GRIP™ II primer.
 3. Ferrous Metal Primer: 33304/99953 CHEM-OPON™ Primer or 3090 MULTI-GRIP™ II primer.
 4. Copper, Aluminum, Lead, Etc. Primer: 188/942 MIST-COAT™ II primer.
 5. Galvanized Metal Primer: 188/942 MIST-COAT™ II or 3090 MULTI-GRIP™ II primer.
- B. Block Filler: 3781 block filler, or approved equal.
- C. Patching Compound: 7032 series NEOFLEX® patching compound.
- D. Elastomeric Coating: 7100 series acrylic coating.
- E. Decorative Coating: 7151 series decorative acrylic coating.
- F. Sealant: 70991 series polyurethane sealant or approved equal.

2.3 MATERIAL PERFORMANCE CRITERIA

- A. Typical performance requirements for the elastomeric coating system to be used on this project are:

PERFORMANCE REQUIREMENTS OF CURED FILM		
PHYSICAL PROPERTIES	TEST METHOD	RESULTS
Tensile Strength	ASTM D2370	125 psi
Elongation	ASTM D2370	300%
Water Resistance	ASTM D471	<20%
Water-vapor Permeance @ 10 mils	ASTM D1653	20 perms
Adhesion	ASTM D903	5 lb/in
Light Reflectance Smooth Surface	ASTM E97-82	92%
Accelerated Weathering	ASTM D822 3,000 hrs	No Chalking Discoloration or Cracking
Fungus and Mildew Resistance	ASTM D3274	No Growth
98 MPH Wind-Driven Rain	TT-CC 555B	Passes
Carbon-Dioxide Diffusion	PR EN 1062-6	Sd>100 meters

2.4 ACCESSORIES

- A. Miscellaneous materials such as cleaning agents, adhesives, backer rod, polyester fabric, etc., shall be approved by the manufacturer of the high-performance elastomeric coatings. All materials used shall be applied in accordance with its manufacturer's recommendations.

2.5 MIXES

- A. In multi-pail applications, mix contents of each new pail into partially used pail to ensure color consistency and a smooth transition from pail to pail.

PART 3 - EXECUTION

3.1 EXAMINATION

- A. Concrete (Tilt-up, Poured-in-place, Precast): Verify that the work done under other sections meets the following requirements:
1. Concrete is free of ridges and sharp projections.
 2. New concrete should be cured for a minimum of 28 days. Water-cured treatment of concrete is preferred. Resin or wax based curing compound should not be used. Non-compatible curing agents must be removed prior to application.
 3. Concrete surface pH level must not be higher than 11 prior to coating.
 4. All loose concrete, or mortar, is removed.
 5. Damaged areas of concrete, including bug holes, voids and air pockets, should be repaired using a cement-based patching compound.
- B. Masonry (Brick, Low Density Block, Cinder Block, Stucco): Verify that the work done under other sections meets the following requirements:
1. New masonry should be allowed to dry for a minimum of 28 days.
 2. Mortar joints are sound and without voids.
 3. Defective mortar or stucco areas should be repaired using a cement-based patching compound.
- C. Exterior Insulated and Finish Systems (EIFS): Verify that the work done under other sections meets the following requirements:
1. Surface should be clean and free of grease and contaminants.
 2. Caulk joints should be checked, primed and re-caulked with sealant.
 3. Defective areas should be repaired following EIFS manufacturers specified repair procedure.

3.2 PREPARATION

- A. Protection:
1. The overspray from coating material can carry considerable distances and care should be taken to do the following:
 - a. Post warning signs a minimum of 100 feet from the work area.
 - b. Cover all intake vents near the work area.
 - c. Set up wind breaks when needed.
 - d. Minimize or exclude all personnel not directly involved with coating application.
 - e. Provide adequate ventilation.

2. Protect plants, vegetation and animals which might be affected by coating. Use drop cloths or masking as required.

B. Surface Preparation:

1. Cleaning: Surfaces should be clean and free of oil or grease. All loose materials and foreign matter should be removed from the substrate. All mildew and algae must be removed from the substrate with a solution of one tablespoon of Tri-Sodium Phosphate and two pints of liquid bleach in one gallon of water (.125 to .25 liters per liter). Rinse thoroughly with clear water. Surfaces should be pressure-washed and allowed to thoroughly dry prior to application.
2. Block Filler: Porous block surfaces should be filled smooth using 3781 block filler at a rate of two gallons per 100 square feet or until smooth.
3. Crack and Cold Joints: Visible hairline cracks (up to 1/16" in width) in masonry should be pretreated with a detail application of 7032 patching compound. Large cracks and construction joints should be filled with 70991 series sealant prior to application. Detail filled cracks with a liberal application of 7032 patching compound. Spun polyester fabric, similar to "Reemay", may be incorporated into the details for added reinforcement.
4. Control Joints: Seal secondary control joints with 70991 series sealant.

3.3 APPLICATION

A. Primer:

1. Chalky or porous concrete/masonry surfaces should be primed with 7031-100 water-based acrylic primer at a rate of 150-350 square feet per gallon.
2. Chalky painted surfaces should be primed with 7031-100 water-based acrylic primer at a rate of 175-400 square feet per gallon.
3. EIFS should be primed with 7031-100 water-based acrylic primer at a rate of 150-300 square feet per gallon.
4. New concrete, masonry and wood surfaces should be primed with 3090 MULTI-GRIP™ II primer at a rate of 100-400 square feet per gallon.
5. Ferrous metal should be clean and rust free. Prime using 33304/99953 CHEM-O-PON™ or 3090 MULTI-GRIP™ II primer at a rate of 200-300 square feet per gallon.
6. Copper, Aluminum, Lead, etc. should be primed with 188/942 MIST-COAT™ II primer at a rate of 400-500 square feet per gallon.
7. Galvanized metal should be solvent-wiped and primed with 188/942 MIST-COAT™ II or 3090 MULTI-GRIP™ II primer at a rate of 400-500 square feet per gallon.

- B. Elastomeric Coating Material: Apply 7100 series elastomeric coating at a minimum dry film thickness of 10

mils in strict accordance with the application procedures outlined by NEOGARD® and exhibit a pinhole free surface. Note: If pinholes are present, additional coats of elastomeric coating will be required. Coverage rate is approximately 50-80 square feet per gallon depending on texture and porosity of substrate.

- C. Optional Topcoat Material: For outstanding color retention and reduced dirt pickup, apply one coat of 7151 series decorative coating at the rate of 200-300 square feet per gallon on smooth surfaces and 100-200 square feet per gallon on textured surfaces.

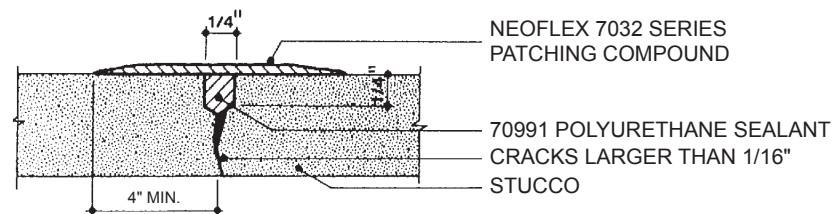
3.4 CLEANING

- A. Clean any splatters or spills with water before material dries. Once dried, NEOFLEX® will be difficult to remove and may require mechanical removal.
- B. Remove temporary coverings and protection from adjacent work areas.
- C. Clean up and properly dispose of debris remaining on project site related to application.

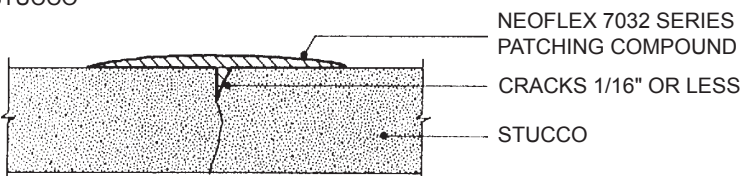
END OF SECTION

NEOFLEX® DETAILS

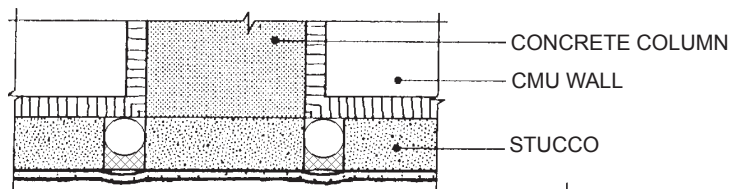
The following details are utilized in the specification and design of masonry wall coating, in both new and retrofit applications. They are provided to show a generally recommended procedure for dealing with the condition shown. They will not and can not provide a specific solution for every condition likely to be encountered in field application. Where field conditions differ, the use of applicable portions of the details shown or their adaptation by an experienced and conscientious applicator should result in a quality project.



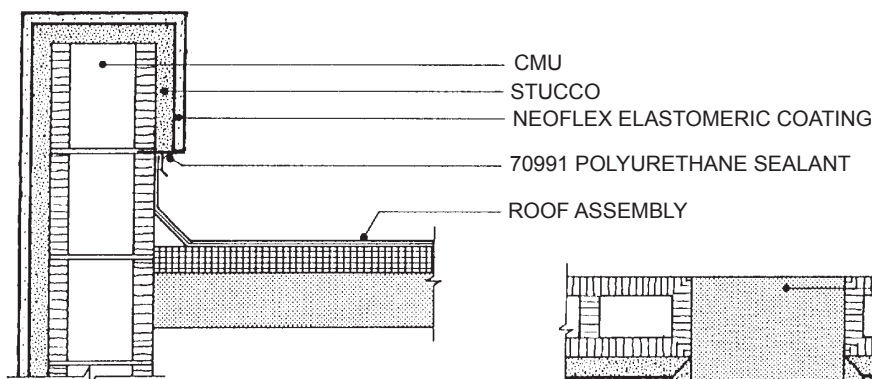
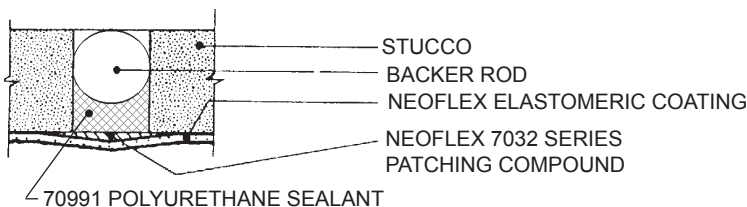
CRACK REPAIR (OVER 1/16")



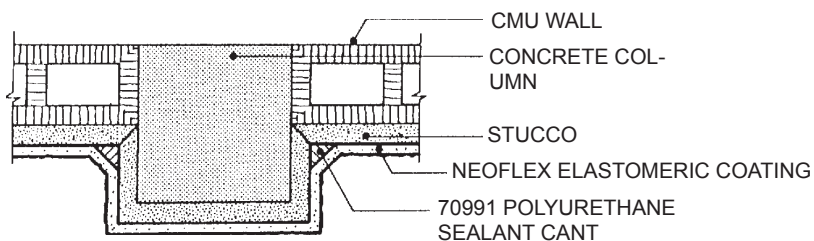
CRACK REPAIR (LESS THAN 1/16")



CONCRETE COLUMNS



PARAPET WATERPROOFING



CONCRETE COLUMNS

The information, data and suggestions contained herein are believed to be reliable, based upon our knowledge and experience; however, it is expressly declared that Seller does not guarantee the result to be obtained in Buyer's process. **SELLER HEREBY EXPRESSLY DISCLAIMS ANY IMPLIED WARRANTY OF MERCHANTABILITY FOR FITNESS FOR A PARTICULAR PURPOSE AND/OR ANY OTHER WARRANTY, EXPRESS OR IMPLIED** as to any and all products and/or suggestions described herein, whether such products are used alone or in combination with other materials. Buyer must make its own determination of the suitability of any product for its use, and the completeness of any information contained herein. Nothing contained herein shall be construed to constitute inducement or recommendation to practice any invention covered by any patent without authority from the owner of the patent. Applicator is an independent contractor of, and should under no circumstances be viewed as an employee or agent of, the NEOGARD® Division of JONES-BLAIR®. NeoflexGS.indd

NEOGARD®

Div. of JONES-BLAIR®

2728 Empire Central - P.O. Box 35286 - Dallas, Texas 75235 - Toll Free (800) 321-6588 - Fax (214) 357-7532 - www.neogard.com